



Diplomat Residences

3535 S Ocean Dr
Hollywood, FL 33019

Every month we compile this comprehensive market report focus on Diplomat Residences in this convenient and easy to read format. Our datas comes from more than six different sources including MLS Associations, County Offices and Financial Institutions. Get this report for free every month on our website diplomateresidencescondosforsale.com.

Property Stats

POSTAL CODE 33019

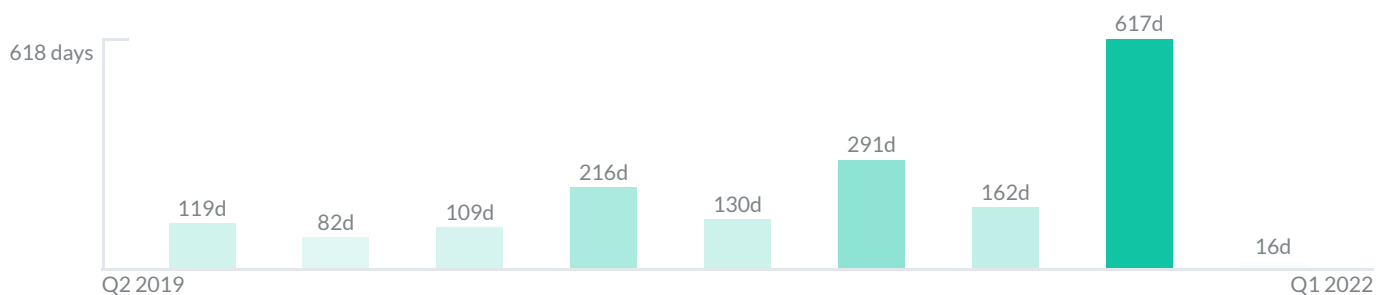
The property stats graph represents the median price evolution since ten years in your postal code area.



Similar Properties

DAYS ON THE MARKET

Everyday 3 months we monitor how many days it takes for similar properties to be sold. This is also a good indicator to know when to buy or sale!

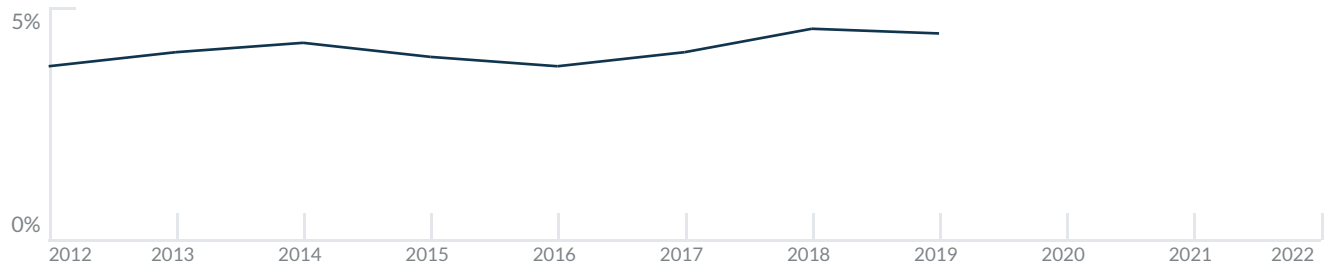


Mortgage Rates

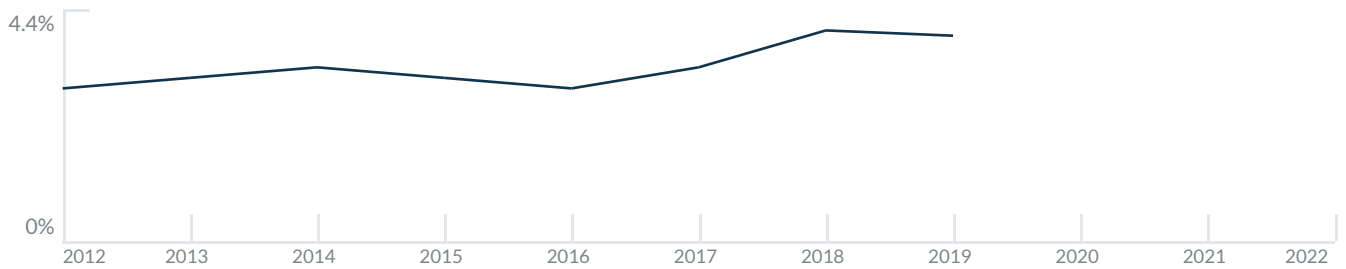
PER YEAR

Understanding mortgage economics is important when you want to buy with a loan. Below is the historical yearly average mortgage rates in the Unites States retrieved from Freddie Mac©

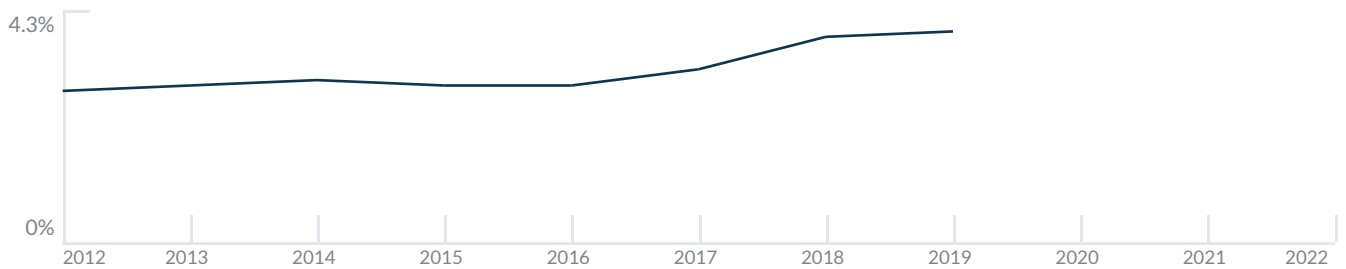
30 YEARS FIXED 4.4%



15 YEARS FIXED 3.9%



5/1-YEAR ADJUSTABLE 3.9%



Schools

CLOSEST

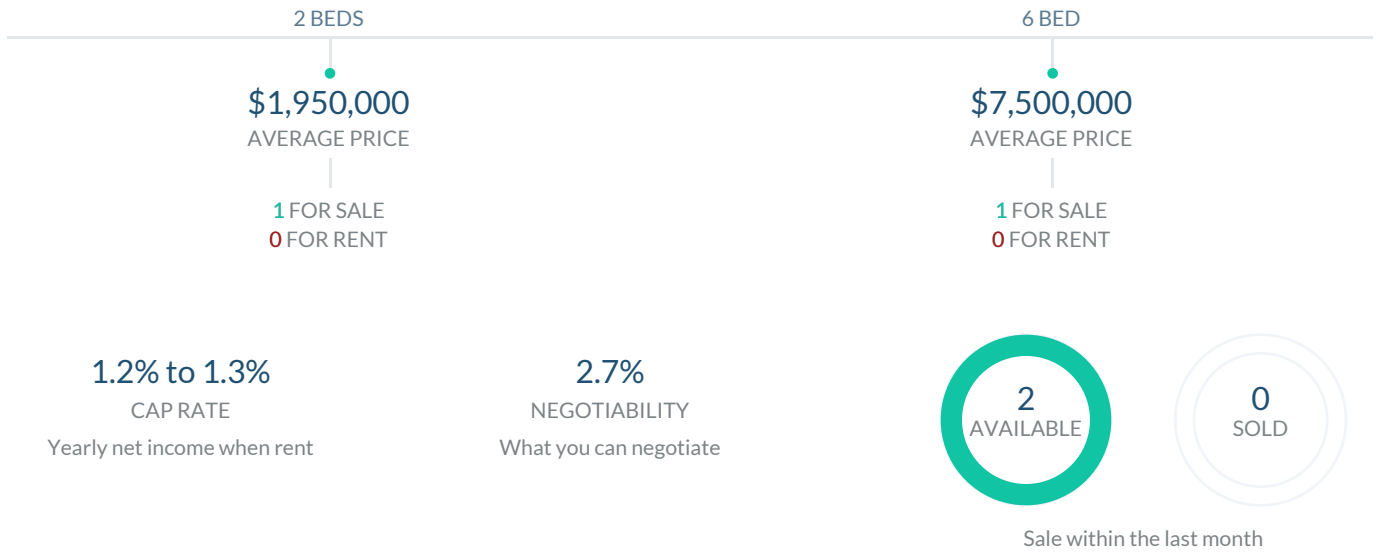
Having good schools nearby is important if you have kids or plan to rent or sell your home. Ratings are retrieved from the leading independent and nonprofit GreatSchools©

ELEMENTARY SCHOOL	MIDDLE SCHOOL	HIGH SCHOOL
Beachside Montessori Village	Hollywood Academy of Arts and Science Middle School	Hallandale High School
10/10	10/10	3/10

Insights

IN DIPLOMAT RESIDENCES

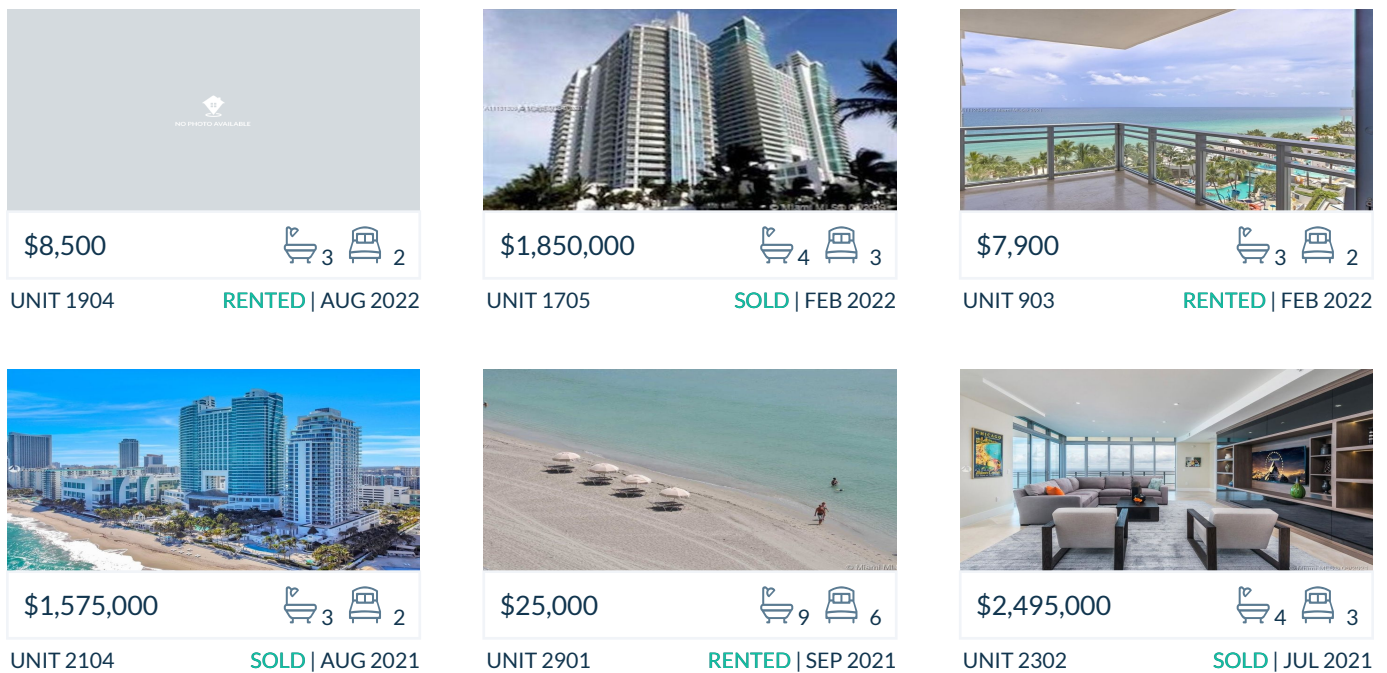
Below the average listing prices of available unit per property type.



Activity

SOLD OR RENTED

Below the latest transactions reported by the local MLS Association for Diplomat Residences



Sold

LAST 20 PROPERTIES SOLD IN DIPLOMAT RESIDENCES

Unit	Price	Beds/Baths	\$/Sqft	Sqft	Buying Date	Days on Market
1705	\$1,850,000	3/4	\$705.3	2,623	Jan 2022	16
2104	\$1,575,000	2/3	\$694.8	2,267	Aug 2021	51
2302	\$2,495,000	3/4	\$898.5	2,777	Jul 2021	1183
606	\$1,190,000	3/4	\$416.5	2,857	Jun 2021	270
1903	\$1,950,000	2/3	\$862.8	2,260	Jun 2021	234
805	\$1,295,000	3/4	\$466.0	2,779	May 2021	57
1406	\$1,299,000	3/4	\$454.7	2,857	May 2021	37
1604	\$879,000	2/3	\$407.5	2,157	Apr 2021	214
2703	\$3,200,000	4/6	\$645.2	4,960	Mar 2021	447
1904	\$949,000	2/3	\$440.0	2,157	Mar 2021	146
1706	\$1,200,000	3/4	\$393.4	3,050	Mar 2021	280
601	\$1,700,000	3/4	\$568.8	2,989	Dec 2020	164
2106	\$1,395,000	2/3	\$488.3	2,857	Oct 2020	95
2606	\$1,349,000	3/4	\$472.2	2,857	Jul 2020	216
2105	\$1,690,000	3/4	N/A	N/A	Mar 2020	109
1001	\$3,075,000	3/4	\$967.6	3,178	Aug 2019	106
2705	\$1,375,000	3/4	\$524.2	2,623	Jul 2019	57
2105	\$1,299,000	3/3	\$495.2	2,623	May 2019	119
804	\$995,000	2/3	\$461.3	2,157	Nov 2018	3
405	\$1,165,000	3/4	\$444.1	2,623	Nov 2018	91

Rented

LAST 20 PROPERTIES RENTED IN DIPLOMAT RESIDENCES

Unit	Price	Beds/Baths	\$/Sqft	Sqft	Rented Date	Days on Market
1904	\$8,500	2/3	\$3.9	2,157	Aug 2022	91
903	\$7,900	2/3	\$3.0	2,600	Jan 2022	54
2901	\$25,000	6/9	\$3.3	7,483	Aug 2021	44
1506	\$7,800	3/4	\$2.7	2,857	Jun 2021	171
2105	\$10,500	3/4	\$4.0	2,623	May 2021	282
1805	\$10,200	3/4	\$3.9	2,623	May 2021	29
505	\$7,500	3/4	\$2.2	3,395	Mar 2021	49
2305	\$5,900	3/4	\$2.2	2,623	Feb 2021	15
904	\$5,900	2/3	\$2.7	2,157	Dec 2020	293
1906	\$6,900	3/4	\$2.4	2,857	Nov 2020	109
1006	\$5,900	3/4	\$2.1	2,857	Sep 2020	54
1805	\$7,800	3/4	\$2.6	3,050	Apr 2020	61
601	\$8,500	3/4	\$2.7	3,200	Feb 2020	26
903	\$6,900	2/3	\$2.7	2,600	Dec 2019	254
904	\$6,500	2/3	\$3.0	2,157	Nov 2019	193
1206	\$6,000	3/4	\$2.1	2,857	Sep 2019	233
2805	\$7,999	3/4	\$2.8	2,900	May 2019	133
1102	\$6,500	3/4	\$2.2	3,003	Feb 2019	306
402	\$8,900	3/4	\$3.0	3,003	Jan 2019	64
903	\$6,800	2/2	\$2.6	2,600	Jan 2019	1223

Currently Listed

ACTIVE LISTINGS 1/1

Unit	Price	Beds/Baths	\$/Sqft	Sqft	Listing Date	Owner
604	\$1,950,000	2/3	\$904.0	2157	Aug 2022	WINIKOR,SA...
2804	\$7,500,000	6/6	\$1,292.2	5804	Aug 2022	N/A