



Diplomat Residences

3535 S Ocean Dr
Hollywood, FL 33019

Every month we compile this comprehensive market report focus on Diplomat Residences in this convenient and easy to read format. Our datas comes from more than six different sources including MLS Associations, County Offices and Financial Institutions. Get this report for free every month on our website diplomateresidencescondosforsale.com.

Property Stats

POSTAL CODE 33019

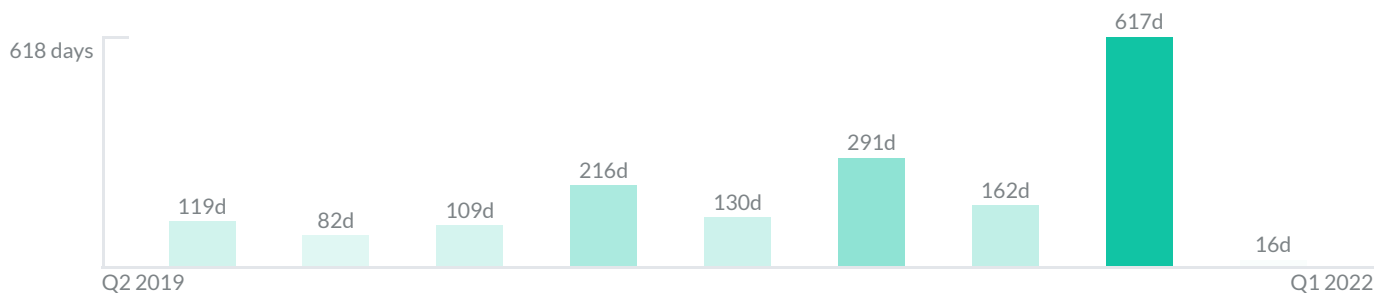
The property stats graph represents the median price evolution since ten years in your postal code area.



Similar Properties

DAYS ON THE MARKET

Everyday 3 months we monitor how many days it takes for similar properties to be sold. This is also a good indicator to know when to buy or sale!

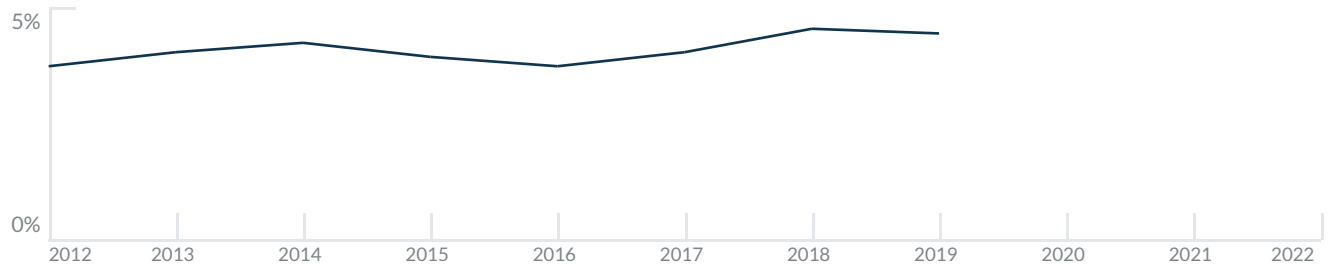


Mortgage Rates

PER YEAR

Understanding mortgage economics is important when you want to buy with a loan. Below is the historical yearly average mortgage rates in the Unites States retrieved from Freddie Mac©

30 YEARS FIXED 4.4%



15 YEARS FIXED 3.9%



5/1-YEAR ADJUSTABLE 3.9%



Schools

CLOSEST

Having good schools nearby is important if you have kids or plan to rent or sell your home. Ratings are retrieved from the leading independent and nonprofit GreatSchools©

| ELEMENTARY SCHOOL | MIDDLE SCHOOL | HIGH SCHOOL |
|------------------------------|---|------------------------|
| Beachside Montessori Village | Hollywood Academy of Arts and Science Middle School | Hallandale High School |
| 10/10 | 10/10 | 3/10 |

Insights

IN DIPLOMAT RESIDENCES

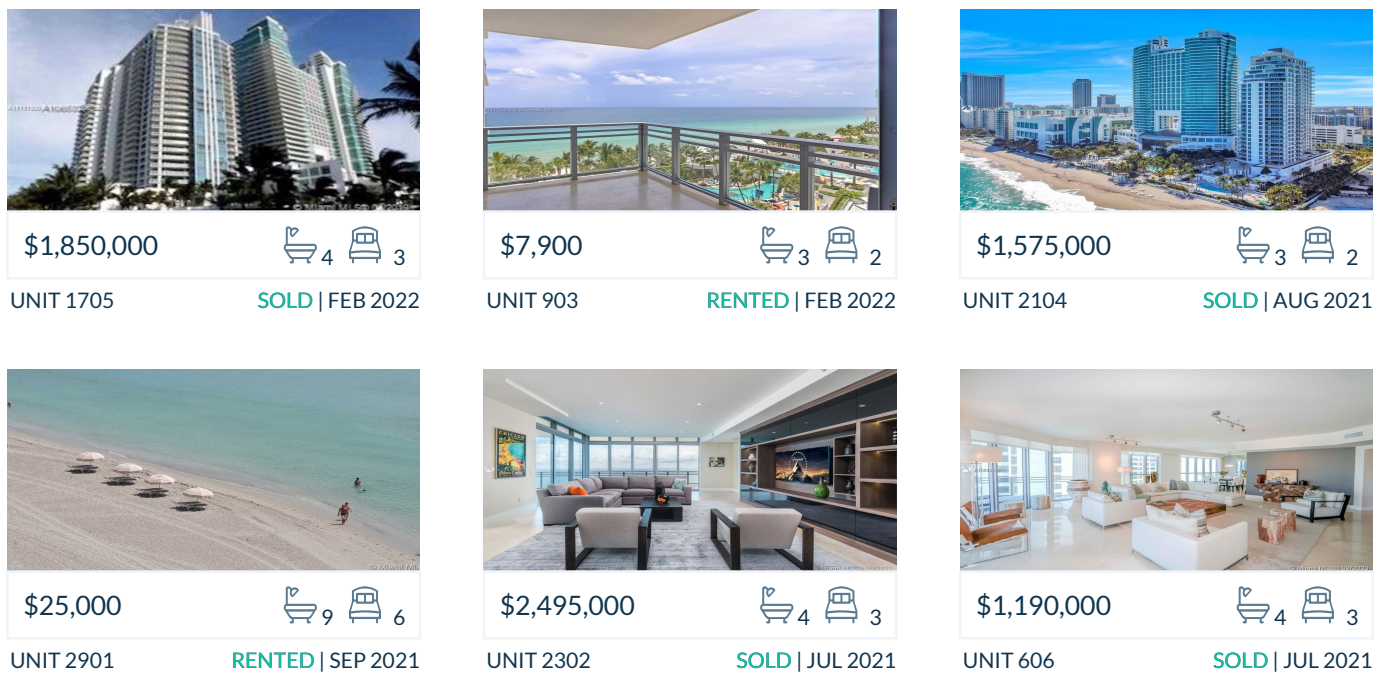
Below the average listing prices of available unit per property type.



Activity

SOLD OR RENTED

Below the latest transactions reported by the local MLS Association for Diplomat Residences



Sold

LAST 20 PROPERTIES SOLD IN DIPLOMAT RESIDENCES

| Unit | Price | Beds/Baths | \$/Sqft | Sqft | Buying Date | Days on Market |
|------|-------------|------------|---------|-------|-------------|----------------|
| 1705 | \$1,850,000 | 3/4 | \$705.3 | 2,623 | Jan 2022 | 16 |
| 2104 | \$1,575,000 | 2/3 | \$694.8 | 2,267 | Aug 2021 | 51 |
| 2302 | \$2,495,000 | 3/4 | \$898.5 | 2,777 | Jul 2021 | 1183 |
| 606 | \$1,190,000 | 3/4 | \$416.5 | 2,857 | Jun 2021 | 270 |
| 1903 | \$1,950,000 | 2/3 | \$862.8 | 2,260 | Jun 2021 | 234 |
| 805 | \$1,295,000 | 3/4 | \$466.0 | 2,779 | May 2021 | 57 |
| 1406 | \$1,299,000 | 3/4 | \$454.7 | 2,857 | May 2021 | 37 |
| 1604 | \$879,000 | 2/3 | \$407.5 | 2,157 | Apr 2021 | 214 |
| 2703 | \$3,200,000 | 4/6 | \$645.2 | 4,960 | Mar 2021 | 447 |
| 1904 | \$949,000 | 2/3 | \$440.0 | 2,157 | Mar 2021 | 146 |
| 1706 | \$1,200,000 | 3/4 | \$393.4 | 3,050 | Mar 2021 | 280 |
| 601 | \$1,700,000 | 3/4 | \$568.8 | 2,989 | Dec 2020 | 164 |
| 2106 | \$1,395,000 | 2/3 | \$488.3 | 2,857 | Oct 2020 | 95 |
| 2606 | \$1,349,000 | 3/4 | \$472.2 | 2,857 | Jul 2020 | 216 |
| 2105 | \$1,690,000 | 3/4 | N/A | N/A | Mar 2020 | 109 |
| 1001 | \$3,075,000 | 3/4 | \$967.6 | 3,178 | Aug 2019 | 106 |
| 2705 | \$1,375,000 | 3/4 | \$524.2 | 2,623 | Jul 2019 | 57 |
| 2105 | \$1,299,000 | 3/3 | \$495.2 | 2,623 | May 2019 | 119 |
| 804 | \$995,000 | 2/3 | \$461.3 | 2,157 | Nov 2018 | 3 |
| 405 | \$1,165,000 | 3/4 | \$444.1 | 2,623 | Nov 2018 | 91 |

Rented

LAST 20 PROPERTIES RENTED IN DIPLOMAT RESIDENCES

| Unit | Price | Beds/Baths | \$/Sqft | Sqft | Rented Date | Days on Market |
|------|----------|------------|---------|-------|-------------|----------------|
| 903 | \$7,900 | 2/3 | \$3.0 | 2,600 | Jan 2022 | 54 |
| 2901 | \$25,000 | 6/9 | \$3.3 | 7,483 | Aug 2021 | 44 |
| 1506 | \$7,800 | 3/4 | \$2.7 | 2,857 | Jun 2021 | 171 |
| 2105 | \$10,500 | 3/4 | \$4.0 | 2,623 | May 2021 | 282 |
| 1805 | \$10,200 | 3/4 | \$3.9 | 2,623 | May 2021 | 29 |
| 505 | \$7,500 | 3/4 | \$2.2 | 3,395 | Mar 2021 | 49 |
| 2305 | \$5,900 | 3/4 | \$2.2 | 2,623 | Feb 2021 | 15 |
| 904 | \$5,900 | 2/3 | \$2.7 | 2,157 | Dec 2020 | 293 |
| 1906 | \$6,900 | 3/4 | \$2.4 | 2,857 | Nov 2020 | 109 |
| 1006 | \$5,900 | 3/4 | \$2.1 | 2,857 | Sep 2020 | 54 |
| 1805 | \$7,800 | 3/4 | \$2.6 | 3,050 | Apr 2020 | 61 |
| 601 | \$8,500 | 3/4 | \$2.7 | 3,200 | Feb 2020 | 26 |
| 903 | \$6,900 | 2/3 | \$2.7 | 2,600 | Dec 2019 | 254 |
| 904 | \$6,500 | 2/3 | \$3.0 | 2,157 | Nov 2019 | 193 |
| 1206 | \$6,000 | 3/4 | \$2.1 | 2,857 | Sep 2019 | 233 |
| 2805 | \$7,999 | 3/4 | \$2.8 | 2,900 | May 2019 | 133 |
| 1102 | \$6,500 | 3/4 | \$2.2 | 3,003 | Feb 2019 | 306 |
| 402 | \$8,900 | 3/4 | \$3.0 | 3,003 | Jan 2019 | 64 |
| 903 | \$6,800 | 2/2 | \$2.6 | 2,600 | Jan 2019 | 1223 |
| 903 | \$6,800 | 2/21 | \$2.6 | 2,600 | Jan 2019 | 1223 |

Currently Listed

ACTIVE LISTINGS 1/1

| Unit | Price | Beds/Baths | \$/Sqft | Sqft | Listing Date | Owner |
|------|--------------|------------|-----------|------|--------------|-----------------|
| 605 | \$1,399,000 | 3/4 | \$533.4 | 2623 | Feb 2022 | MALINER,VER... |
| 904 | \$1,400,000 | 2/3 | \$649.0 | 2157 | Feb 2022 | SUSAN H CAI... |
| 1003 | \$1,500,000 | 2/3 | \$663.7 | 2260 | Feb 2022 | EDELSTEIN,R... |
| 1006 | \$1,400,000 | 3/4 | \$490.0 | 2857 | Dec 2021 | SILVESTRA FL... |
| 1006 | \$10,000/mth | 3/4 | \$3.5 | 2857 | Sep 2021 | SILVESTRA FL... |
| 1204 | \$1,380,000 | 2/3 | \$639.8 | 2157 | Feb 2022 | N/A |
| 1204 | \$6,000/mth | 2/3 | \$2.8 | 2157 | Feb 2022 | N/A |
| 1204 | \$6,800/mth | 2/3 | \$3.2 | 2157 | Feb 2022 | N/A |
| 1402 | \$2,700,000 | 3/4 | \$972.3 | 2777 | Feb 2022 | N/A |
| 1504 | \$2,100,000 | 2/3 | \$973.6 | 2157 | Feb 2022 | WEISS,DAVID... |
| 2203 | \$8,900/mth | 3/3 | \$3.6 | 2500 | Feb 2022 | N/A |
| 2406 | \$2,499,000 | 3/4 | \$874.7 | 2857 | Dec 2021 | N/A |
| 2804 | \$7,500,000 | 6/6 | \$1,292.2 | 5804 | Feb 2022 | N/A |