

# Market Report

July, 2021



## Diplomat Residences

3535 S Ocean Dr  
Hollywood, FL 33019

Every month we compile this comprehensive market report focus on Diplomat Residences in this convenient and easy to read format. Our datas comes from more than six different sources including MLS Associations, County Offices and Financial Institutions. Get this report for free every month on our website [diplomateresidencescondosforsale.com](http://diplomateresidencescondosforsale.com).

## Property Stats

POSTAL CODE 33019

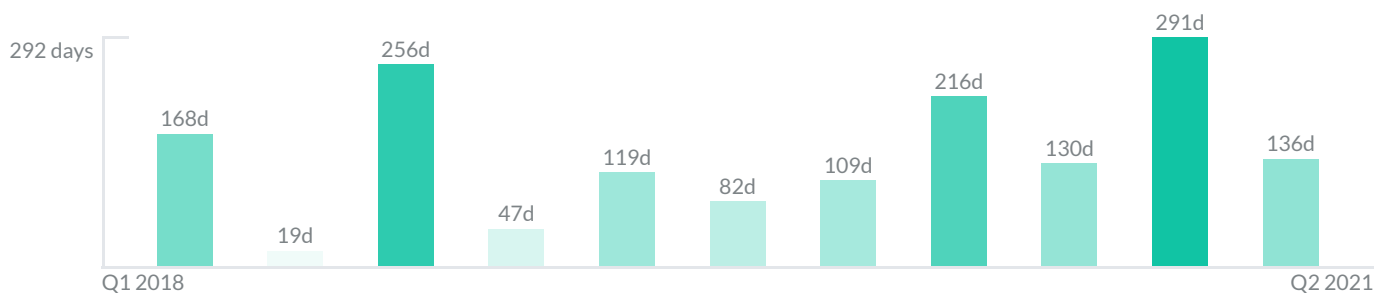
The property stats graph represents the median price evolution since ten years in your postal code area.



## Similar Properties

DAYS ON THE MARKET

Everyday 3 months we monitor how many days it takes for similar properties to be sold. This is also a good indicator to know when to buy or sale!



# Mortgage Rates

PER YEAR

Understanding mortgage economics is important when you want to buy with a loan. Below is the historical yearly average mortgage rates in the Unites States retrieved from Freddie Mac©

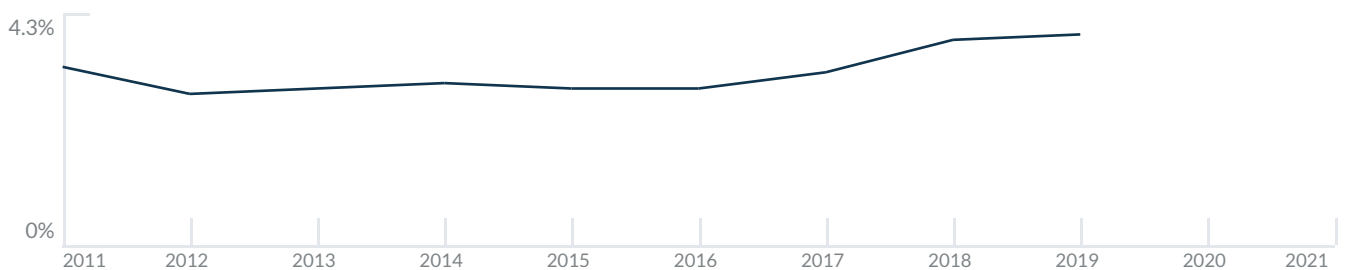
30 YEARS FIXED 4.4%



15 YEARS FIXED 3.9%



5/1-YEAR ADJUSTABLE 3.9%



# Schools

CLOSEST

Having good schools nearby is important if you have kids or plan to rent or sell your home. Ratings are retrieved from the leading independent and nonprofit GreatSchools©

ELEMENTARY SCHOOL	MIDDLE SCHOOL	HIGH SCHOOL
Beachside Montessori Village	Hollywood Academy of Arts and Science Middle School	Hallandale High School
10/10	10/10	3/10

# Insights

IN DIPLOMAT RESIDENCES

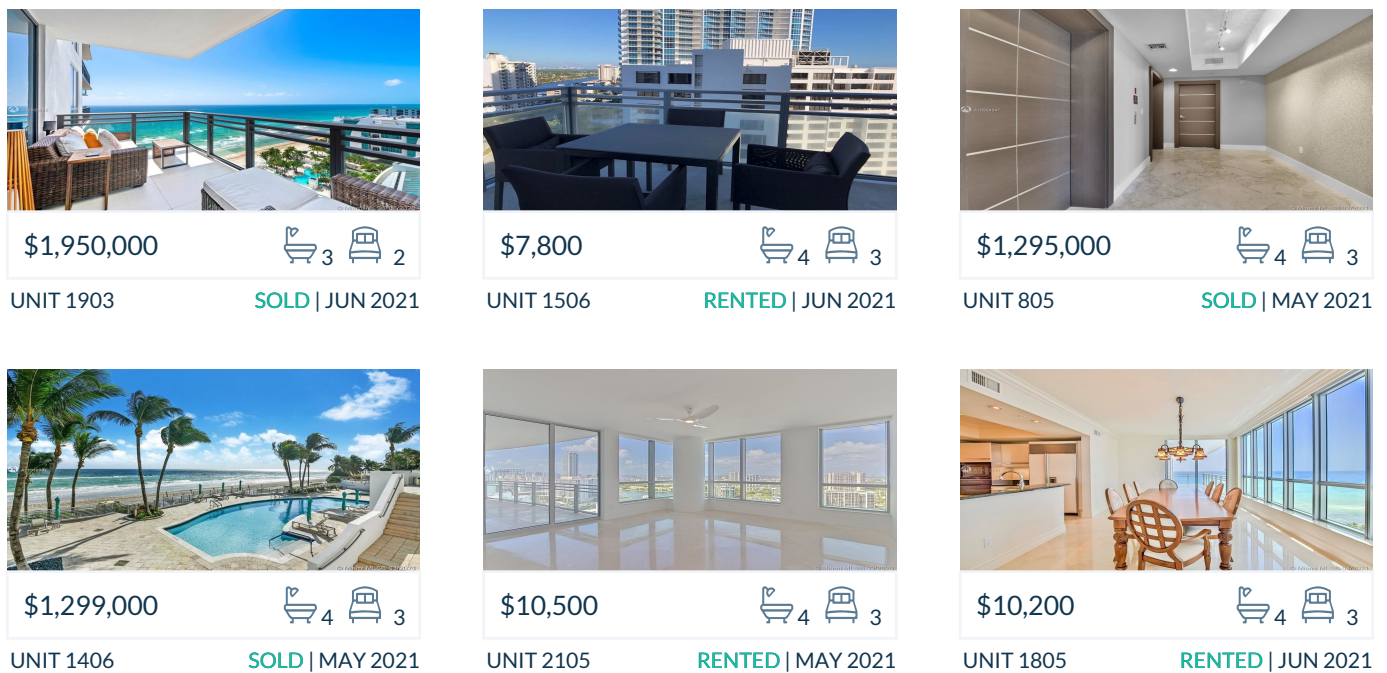
Below the average listing prices of available unit per property type.



# Activity

SOLD OR RENTED

Below the latest transactions reported by the local MLS Association for Diplomat Residences



## Sold

LAST 20 PROPERTIES SOLD IN DIPLOMAT RESIDENCES

Unit	Price	Beds/Baths	\$/Sqft	Sqft	Buying Date	Days on Market
1903	\$1,950,000	2/3	\$862.8	2,260	Jun 2021	234
805	\$1,295,000	3/4	\$466.0	2,779	May 2021	57
1406	\$1,299,000	3/4	\$454.7	2,857	May 2021	37
1604	\$879,000	2/3	\$407.5	2,157	Apr 2021	214
2703	\$3,200,000	4/6	\$645.2	4,960	Mar 2021	447
1904	\$949,000	2/3	\$440.0	2,157	Mar 2021	146
1706	\$1,200,000	3/4	\$393.4	3,050	Mar 2021	280
601	\$1,700,000	3/4	\$568.8	2,989	Dec 2020	164
2106	\$1,395,000	2/3	\$488.3	2,857	Oct 2020	95
2606	\$1,349,000	3/4	\$472.2	2,857	Jul 2020	216
2105	\$1,690,000	3/4	N/A	N/A	Mar 2020	109
1001	\$3,075,000	3/4	\$967.6	3,178	Aug 2019	106
2705	\$1,375,000	3/4	\$524.2	2,623	Jul 2019	57
2105	\$1,299,000	3/3	\$495.2	2,623	May 2019	119
804	\$995,000	2/3	\$461.3	2,157	Nov 2018	3
405	\$1,165,000	3/4	\$444.1	2,623	Nov 2018	91
1806	\$1,690,000	3/4	\$554.1	3,050	Sep 2018	267
2502	\$2,990,000	4/5	\$645.8	4,630	Sep 2018	319
2502	\$2,990,000	4/6	\$645.8	4,630	Sep 2018	319
2304	\$1,259,000	2/3	\$547.4	2,300	Sep 2018	117

## Rented

LAST 20 PROPERTIES RENTED IN DIPLOMAT RESIDENCES

Unit	Price	Beds/Baths	\$/Sqft	Sqft	Rented Date	Days on Market
1506	\$7,800	3/4	\$2.7	2,857	Jun 2021	171
2105	\$10,500	3/4	\$4.0	2,623	May 2021	282
1805	\$10,200	3/4	\$3.9	2,623	May 2021	29
505	\$7,500	3/4	\$2.2	3,395	Mar 2021	49
2305	\$5,900	3/4	\$2.2	2,623	Feb 2021	15
904	\$5,900	2/3	\$2.7	2,157	Dec 2020	293
1906	\$6,900	3/4	\$2.4	2,857	Nov 2020	109
1006	\$5,900	3/4	\$2.1	2,857	Sep 2020	54
1805	\$7,800	3/4	\$2.6	3,050	Apr 2020	61
601	\$8,500	3/4	\$2.7	3,200	Feb 2020	26
903	\$6,900	2/3	\$2.7	2,600	Dec 2019	254
904	\$6,500	2/3	\$3.0	2,157	Nov 2019	193
1206	\$6,000	3/4	\$2.1	2,857	Sep 2019	233
2805	\$7,999	3/4	\$2.8	2,900	May 2019	133
1102	\$6,500	3/4	\$2.2	3,003	Feb 2019	306
402	\$8,900	3/4	\$3.0	3,003	Jan 2019	64
903	\$6,800	2/2	\$2.6	2,600	Jan 2019	1223
903	\$6,800	2/21	\$2.6	2,600	Jan 2019	1223
1805	\$8,000	3/4	N/A	N/A	Jan 2019	118
2102	\$10,500	3/4	\$3.5	3,003	Nov 2018	283

## Currently Listed

---

ACTIVE LISTINGS 1/1

Unit	Price	Beds/Baths	\$/Sqft	Sqft	Listing Date	Owner
903	\$8,700/mth	2/3	\$3.3	2600	Jul 2021	N/A
1705	\$9,500/mth	3/4	\$3.6	2623	Jun 2021	RINCON,ALD...
1902	\$2,295,000	3/4	\$826.4	2777	Jun 2021	HAMUI,SALO...
2104	\$1,575,000	2/3	\$694.8	2267	Jun 2021	BAKER,ROBE...
2901	\$7,500,000	6/7	\$1,002.3	7483	May 2021	QUIRINUS TR...