

Market Report

March, 2020



Diplomat Residences

3535 S Ocean Dr
Hollywood, FL 33019

Every month we compile this comprehensive market report focus on Diplomat Residences in this convenient and easy to read format. Our datas comes from more than six different sources including MLS Associations, County Offices and Financial Institutions. Get this report for free every month on our website diplomateresidencescondosforsale.com.

Property Stats

POSTAL CODE 33019

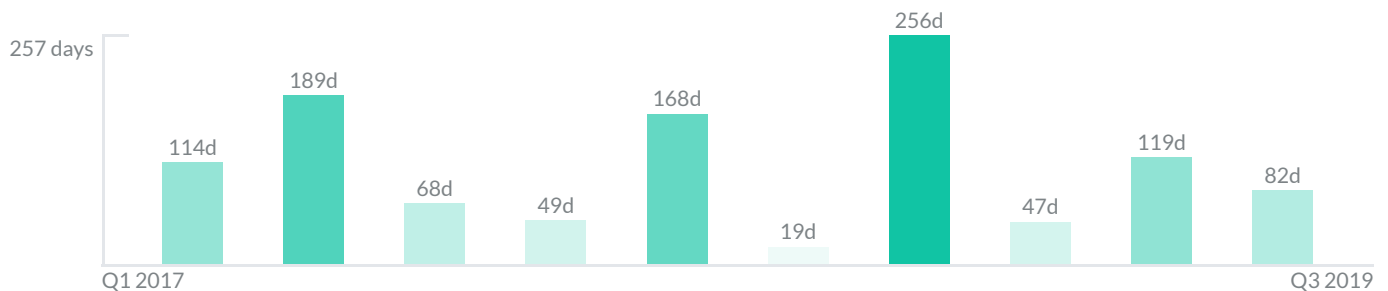
The property stats graph represents the median price evolution since ten years in your postal code area.



Similar Properties

DAYS ON THE MARKET

Everyday 3 months we monitor how many days it takes for similar properties to be sold. This is also a good indicator to know when to buy or sale!



Mortgage Rates

PER YEAR

Understanding mortgage economics is important when you want to buy with a loan. Below is the historical yearly average mortgage rates in the Unites States retrieved from Freddie Mac©

30 YEARS FIXED 4.4%



15 YEARS FIXED 3.9%



5/1-YEAR ADJUSTABLE 3.9%



Schools

CLOSEST

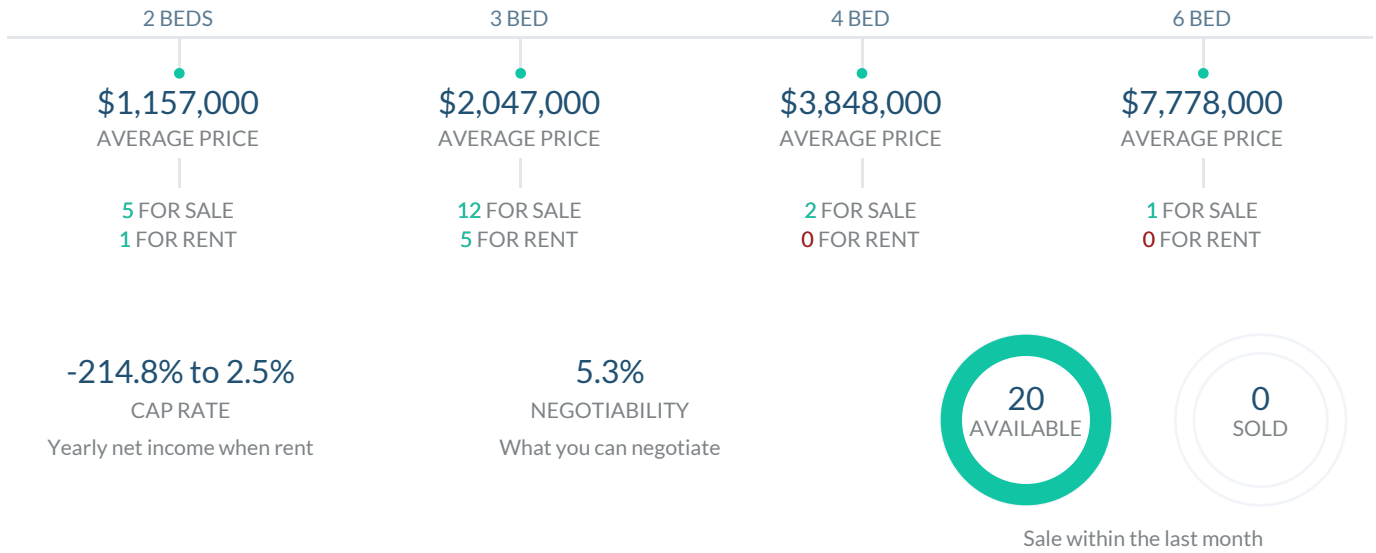
Having good schools nearby is important if you have kids or plan to rent or sell your home. Ratings are retrieved from the leading independent and nonprofit GreatSchools©

ELEMENTARY SCHOOL	MIDDLE SCHOOL	HIGH SCHOOL
Beachside Montessori Village	Hollywood Academy of Arts and Science Middle School	Hallandale High School
10/10	10/10	3/10

Insights

IN DIPLOMAT RESIDENCES

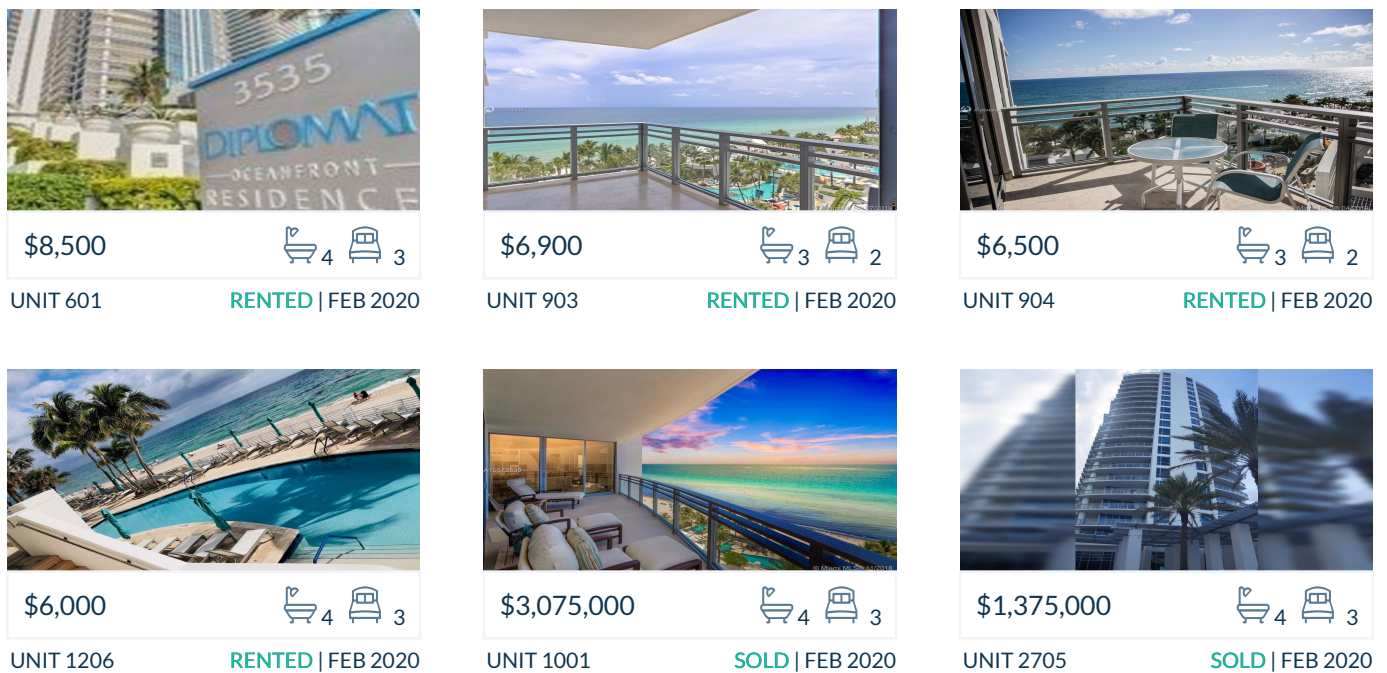
Below the average listing prices of available unit per property type.



Activity

SOLD OR RENTED

Below the latest transactions reported by the local MLS Association for Diplomat Residences



Sold

LAST 20 PROPERTIES SOLD IN DIPLOMAT RESIDENCES

Unit	Price	Beds/Baths	\$/Sqft	Sqft	Buying Date	Days on Market
1001	\$3,075,000	3/4	\$967.6	3,178	Aug 2019	106
2705	\$1,375,000	3/4	\$524.2	2,623	Jul 2019	57
2105	\$1,299,000	3/3	\$495.2	2,623	May 2019	119
804	\$995,000	2/3	\$461.3	2,157	Nov 2018	3
405	\$1,165,000	3/4	\$444.1	2,623	Nov 2018	91
1806	\$1,690,000	3/4	\$554.1	3,050	Sep 2018	267
2502	\$2,990,000	4/5	\$645.8	4,630	Sep 2018	319
2502	\$2,990,000	4/6	\$645.8	4,630	Sep 2018	319
2304	\$1,259,000	2/3	\$547.4	2,300	Sep 2018	117
801	\$3,200,000	3/4	\$1,006.9	3,178	May 2018	19
1404	\$1,149,000	2/2	\$499.6	2,300	Mar 2018	168
1404	\$1,149,000	2/3	\$499.6	2,300	Mar 2018	168
1603	\$1,300,000	2/2	\$575.2	2,260	Dec 2017	21
1603	\$1,300,000	2/3	\$575.2	2,260	Dec 2017	21
904	\$1,095,000	2/2	\$476.1	2,300	Oct 2017	76
904	\$1,095,000	2/3	\$476.1	2,300	Oct 2017	76
1804	\$1,259,000	2/2	\$547.4	2,300	Sep 2017	33
1804	\$1,259,000	2/3	\$547.4	2,300	Sep 2017	33
2405	\$1,799,000	3/3	\$647.6	2,778	Jul 2017	103
2405	\$1,799,000	3/4	\$647.6	2,778	Jul 2017	103

Rented

LAST 20 PROPERTIES RENTED IN DIPLOMAT RESIDENCES

Unit	Price	Beds/Baths	\$/Sqft	Sqft	Rented Date	Days on Market
601	\$8,500	3/4	\$2.7	3,200	Feb 2020	26
903	\$6,900	2/3	\$2.7	2,600	Dec 2019	254
904	\$6,500	2/3	\$3.0	2,157	Nov 2019	193
1206	\$6,000	3/4	\$2.1	2,857	Sep 2019	233
2805	\$7,999	3/4	\$2.8	2,900	May 2019	133
1102	\$6,500	3/4	\$2.2	3,003	Feb 2019	306
402	\$8,900	3/4	\$3.0	3,003	Jan 2019	64
903	\$6,800	2/2	\$2.6	2,600	Jan 2019	1223
903	\$6,800	2/21	\$2.6	2,600	Jan 2019	1223
1805	\$8,000	3/4	N/A	N/A	Jan 2019	118
2102	\$10,500	3/4	\$3.5	3,003	Nov 2018	283
2002	\$11,000	3/4	\$3.7	3,003	Jul 2018	104
1406	\$4,995	3/4	\$1.7	2,857	Jun 2018	93
904	\$6,000	2/2	\$2.8	2,157	Jun 2018	227
904	\$6,000	2/3	\$2.8	2,157	Jun 2018	227
1406	\$5,750	3/3	\$2.0	2,857	Feb 2018	244
1406	\$5,750	3/4	\$2.0	2,857	Feb 2018	244
601	\$9,500	3/3	\$3.0	3,180	Dec 2017	124
601	\$9,500	3/4	\$3.0	3,180	Dec 2017	124
2806	\$7,200	3/3	\$2.5	2,857	Nov 2017	110

Currently Listed

ACTIVE LISTINGS 1/2

Unit	Price	Beds/Baths	\$/Sqft	Sqft	Listing Date	Owner
PH28...	\$7,777,777	6/6	\$1,341.0	5800	Feb 2020	2015 NASHM...
1002	\$1,895,000	3/4	\$682.4	2777	Feb 2020	N/A
1006	\$1,499,000	3/4	\$524.7	2857	Feb 2020	SILVESTRA FL...
1204	\$5,900/mth	2/3	\$2.6	2300	Feb 2020	N/A
1404	\$5,200	2/2	\$2.4	2157	Jan 2020	N/A
1404	\$1,190,000	2/2	\$551.7	2157	Feb 2020	N/A
1505	\$1,650,000	3/3	\$629.1	2623	Feb 2020	RAMHIT,ROO...
1601	\$12,900/mth	3/4	\$4.0	3200	Feb 2020	DEMAEGHT,J...
1604	\$1,090,000	2/3	\$505.3	2157	Feb 2020	ZANKI,MARK
1606	\$1,599,000	3/4	\$524.3	3050	Feb 2020	GABRIEL,OFIR
1805	\$7,800/mth	3/4	\$2.6	3050	Feb 2020	AQUINO,RAF...
1902	\$2,595,000	3/4	\$934.5	2777	Feb 2020	HAMUI,SALO...
1903	\$2,350,000	2/3	\$956.1	2458	Feb 2020	MILLER,BERT...
1904	\$1,149,000	2/3	\$532.7	2157	Feb 2020	MORABITO,P...
1906	\$1,695,000	3/4	\$555.7	3050	Feb 2020	WHITEHALL...
2002	\$11,900/mth	3/4	\$4.0	3003	Feb 2020	N/A
2002	\$2,850,000	3/4	\$949.1	3003	Feb 2020	N/A
2006	\$1,749,000	3/4	\$573.4	3050	Feb 2020	ESHKENAZI,J...
2102	\$10,500/mth	3/4	\$3.5	3003	Dec 2019	N/A
2102	\$2,850,000	3/4	\$1,026.3	2777	Feb 2020	N/A

Currently Listed

ACTIVE LISTINGS 2/2

Unit	Price	Beds/Baths	\$/Sqft	Sqft	Listing Date	Owner
2105	\$10,900/mth	3/4	\$4.2	2623	Feb 2020	VIEIRA,CARLOS
2106	\$1,590,000	3/4	\$556.5	2857	Feb 2020	ROSOMOFF,R...
2302	\$3,050,000	3/4	\$1,098.3	2777	Feb 2020	N/A
2402	\$4,495,000	4/7	\$849.4	5292	Feb 2020	COHEN,JOSE...
2606	\$1,545,000	3/4	\$540.8	2857	Feb 2020	LOUBIER,NOE...
2703	\$3,200,000	4/6	\$645.2	4960	Feb 2020	GANGWAL,R...