



Diplomat Residences

3535 S Ocean Dr
Hollywood, FL 33019

Every month we compile this comprehensive market report focus on Diplomat Residences in this convenient and easy to read format. Our datas comes from more than six different sources including MLS Associations, County Offices and Financial Institutions. Get this report for free every month on our website diplomateresidencescondosforsale.com.

Property Stats

POSTAL CODE 33019

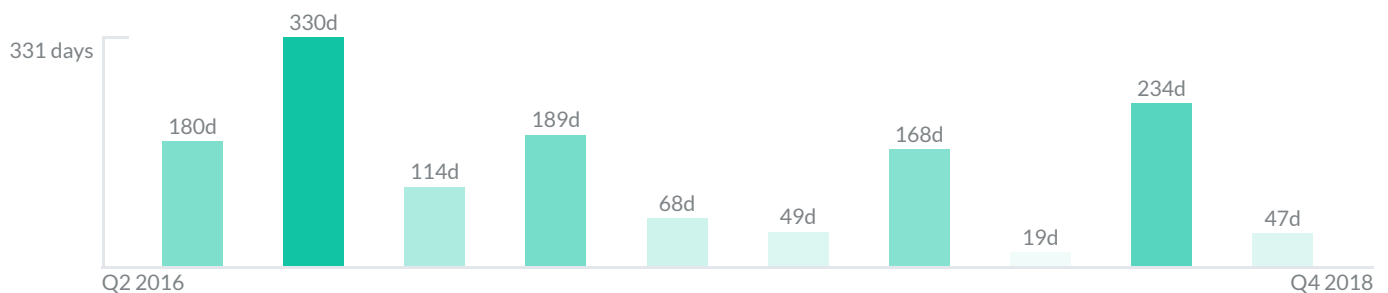
The property stats graph represents the median price evolution since ten years in your postal code area.



Similar Properties

DAYS ON THE MARKET

Everyday 3 months we monitor how many days it takes for similar properties to be sold. This is also a good indicator to know when to buy or sale!



Mortgage Rates

PER YEAR

Understanding mortgage economics is important when you want to buy with a loan. Below is the historical yearly average mortgage rates in the Unites States retrieved from Freddie Mac©

30 YEARS FIXED 4.4%



15 YEARS FIXED 3.9%



5/1-YEAR ADJUSTABLE 3.9%



Schools

CLOSEST

Having good schools nearby is important if you have kids or plan to rent or sell your home. Ratings are retrieved from the leading independent and nonprofit GreatSchools©

ELEMENTARY SCHOOL	MIDDLE SCHOOL	HIGH SCHOOL
Beachside Montessori Village	Hollywood Academy of Arts and Science Middle School	Hallandale High School
10/10	10/10	3/10

Insights

IN DIPLOMAT RESIDENCES







Below the average listing prices of available unit per property type.



Activity

SOLD OR RENTED

Below the latest transactions reported by the local MLS Association for Diplomat Residences

 <p>\$6,500</p> <p>UNIT 1102</p> <p>RENTED APR 2018</p> <p>3 Bath 3 Bed</p>	 <p>\$8,900</p> <p>UNIT 402</p> <p>RENTED NOV 2018</p> <p>3 Bath 3 Bed</p>	 <p>\$8,000</p> <p>UNIT 1805</p> <p>RENTED JUL 2018</p> <p>3 Bath 3 Bed</p>
 <p>\$6,800</p> <p>UNIT 903</p> <p>RENTED JUL 2015</p> <p>2 Bath 2 Bed</p>	 <p>\$995,000</p> <p>UNIT 804</p> <p>SOLD SEP 2018</p> <p>2 Bath 2 Bed</p>	 <p>\$1,165,000</p> <p>UNIT 405</p> <p>SOLD JUN 2018</p> <p>3 Bath 3 Bed</p>

Sold

LAST 20 PROPERTIES SOLD IN DIPLOMAT RESIDENCES

Unit	Price	Beds/Baths	\$/Sqft	Sqft	Buying Date	Days on Market
804	\$995,000	2/2	\$461.3	2,157	Nov 2018	3
405	\$1,165,000	3/3	\$444.1	2,623	Nov 2018	91
1806	\$1,690,000	3/3	\$554.1	3,050	Sep 2018	267
2502	\$2,990,000	4/5	\$645.8	4,630	Sep 2018	319
2304	\$1,259,000	2/2	\$547.4	2,300	Sep 2018	117
801	\$3,200,000	3/3	\$1,006.9	3,178	May 2018	19
1404	\$1,149,000	2/2	\$499.6	2,300	Mar 2018	168
1603	\$1,300,000	2/2	\$575.2	2,260	Dec 2017	21
904	\$1,095,000	2/2	\$476.1	2,300	Oct 2017	76
1804	\$1,259,000	2/2	\$547.4	2,300	Sep 2017	33
2405	\$1,799,000	3/3	\$647.6	2,778	Jul 2017	103
1405	\$1,249,000	3/3	\$449.4	2,779	May 2017	189
705	\$1,390,000	3/3	\$409.4	3,395	Mar 2017	114
1502	\$2,550,000	3/3	\$849.2	3,003	Nov 2016	330
1602	\$2,699,000	3/3	\$898.8	3,003	Jun 2016	180
2306	\$2,299,000	3/3	\$753.8	3,050	Sep 2015	213
1605	\$1,749,000	3/3	\$515.2	3,395	Sep 2015	87
1106	\$1,399,000	3/3	\$451.3	3,100	Aug 2015	155
1503	\$1,250,000	2/2	\$553.1	2,260	Jul 2015	132
1905	\$1,799,000	3/3	\$647.4	2,779	May 2015	114

Rented

LAST 20 PROPERTIES RENTED IN DIPLOMAT RESIDENCES

Unit	Price	Beds/Baths	\$/Sqft	Sqft	Rented Date	Days on Market
1102	\$6,500	3/3	\$2.2	3,003	Feb 2019	306
402	\$8,900	3/3	\$3.0	3,003	Jan 2019	64
903	\$6,800	2/2	\$2.6	2,600	Jan 2019	1223
1805	\$8,000	3/3	N/A	N/A	Jan 2019	118
2102	\$10,500	3/3	\$3.5	3,003	Nov 2018	283
2002	\$11,000	3/3	\$3.7	3,003	Jul 2018	104
1406	\$4,995	3/3	\$1.7	2,857	Jun 2018	93
904	\$6,000	2/2	\$2.8	2,157	Jun 2018	227
1406	\$5,750	3/3	\$2.0	2,857	Feb 2018	244
601	\$9,500	3/3	\$3.0	3,180	Dec 2017	124
2806	\$7,200	3/3	\$2.5	2,857	Nov 2017	110
1206	\$5,000	3/3	\$1.6	3,050	Sep 2017	112
1404	\$4,999	2/2	\$2.2	2,300	Sep 2017	263
1102	\$7,900	3/3	\$2.6	3,003	Sep 2017	349
2805	\$6,999	3/3	\$2.7	2,623	Aug 2017	483
2102	\$12,400	3/3	\$4.1	3,003	Jun 2017	1299
1202	\$6,800	3/3	\$2.3	3,003	May 2017	886
2203	\$5,600	3/2	\$2.2	2,500	May 2017	17
505	\$5,900	3/3	\$1.7	3,395	May 2017	60
1705	\$6,900	3/3	\$2.5	2,779	Mar 2017	168

Currently Listed

ACTIVE LISTINGS 1/2

Unit	Price	Beds/Baths	\$/Sqft	Sqft	Listing Date	Owner
PH29...	\$6,500,000	6/8	\$826.9	7861	Mar 2019	N/A
601	\$2,490,000	3/3	\$778.1	3200	Dec 2018	N/A
806	\$1,550,000	3/3	\$508.2	3050	Apr 2019	N/A
903	\$6,900/mth	2/2	\$2.7	2600	Apr 2019	N/A
904	\$6,500/mth	2/2	\$3.0	2157	Apr 2019	N/A
906	\$1,249,000	3/3	\$409.5	3050	Aug 2018	ROYT,TAMAR...
1001	\$3,075,000	3/3	\$967.6	3178	Nov 2018	N/A
1002	\$2,195,000	3/3	\$790.4	2777	May 2018	N/A
1005	\$1,295,000	3/3	\$466.0	2779	Jul 2018	WHITEHALL...
1206	\$6,000/mth	3/3	\$2.1	2857	Feb 2019	N/A
1404	\$1,260,000	2/2	\$547.8	2300	Mar 2019	N/A
1404	\$6,000/mth	2/2	\$2.8	2157	Apr 2019	N/A
1606	\$1,799,000	3/3	\$589.8	3050	Dec 2018	N/A
1705	\$1,750,000	3/3	\$625.0	2800	Mar 2019	N/A
1903	\$2,490,000	2/2	\$1,013.0	2458	Aug 2018	MILLER,BERT...
1904	\$1,275,000	2/2	\$591.1	2157	Feb 2019	N/A
1906	\$6,500/mth	3/3	\$2.3	2857	Feb 2019	N/A
1906	\$1,695,000	3/3	\$555.7	3050	Apr 2019	N/A
2006	\$1,749,000	3/3	\$573.4	3050	Nov 2017	ESHKENAZI,J...
2102	\$10,500/mth	3/3	\$3.5	3003	May 2019	N/A

Currently Listed

ACTIVE LISTINGS 2/2

Unit	Price	Beds/Baths	\$/Sqft	Sqft	Listing Date	Owner
2302	\$3,050,000	3/3	\$1,098.3	2777	Mar 2018	N/A
2402	\$4,495,000	4/6	\$849.4	5292	Dec 2017	COHEN,JOSE...
2402	\$14,950/mth	4/6	\$2.8	5292	Dec 2017	COHEN,JOSE...
2606	\$1,699,000	3/3	\$557.0	3050	Mar 2019	N/A
2705	\$1,375,000	3/3	\$524.2	2623	Mar 2019	N/A
2805	\$7,999/mth	3/3	\$2.8	2900	Dec 2018	N/A